



# GP 12260

## 12V 26.0Ah

GP 12260 is a general purpose battery with 3-5 years in standby service or more than 260 cycles at 100% discharge in cycle service. As with all CSB batteries, all are rechargeable, highly efficient, leak proof and maintenance free.

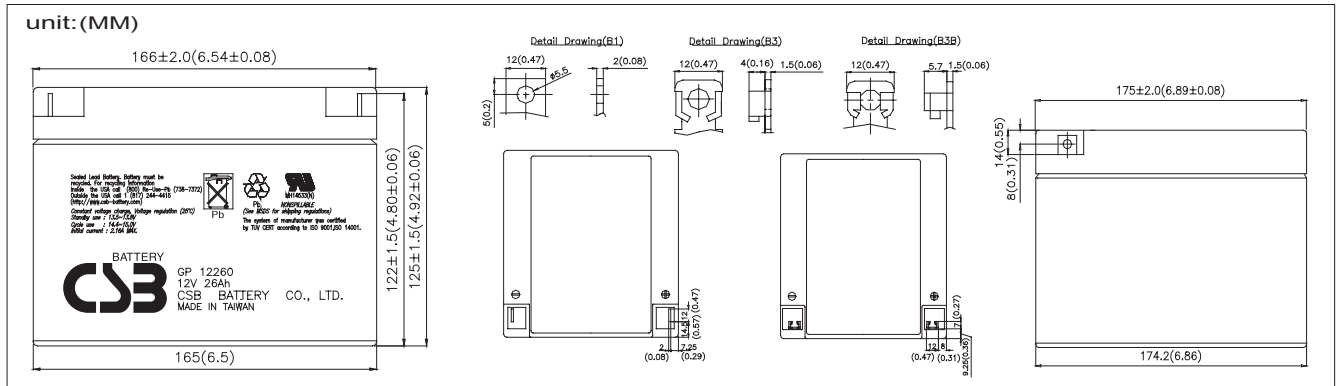


### Specification

<b>Cells Per Unit</b>	6
<b>Voltage Per Unit</b>	12
<b>Capacity</b>	26Ah @ 20hr-rate to 1.75V per cell @25 °C (77°F)
<b>Weight</b>	Approx. 9.25kg(20.4 lbs)
<b>Maximum Discharge Current</b>	350A(5sec)
<b>Internal Resistance</b>	Approx. 10mΩ
<b>Operating Temperature Range</b>	Discharge: -20°C~50°C (-4°F~122°F) Charge: 0°C~40°C (32°F~104°F) Storage: -20°C~40°C (-4°F~104°F)
<b>Nominal Operating Temperature Range</b>	25°C±3°C (77°F±5°F)
<b>Float Charging Voltage</b>	13.5 to 13.8 VDC/unit Average at 25°C (77°F)
<b>Recommended Maximum Charging Current Limit</b>	7.8A
<b>Equalization and Cycle Service</b>	14.4 to 15.0 VDC/unit Average at 25°C (77°F)
<b>Self Discharge</b>	CSB Batteries can be stored for more than 6 months at 25°C (77°F). Please charge batteries before using. For higher temperatures the time interval will be shorter.
<b>Terminal</b>	Bolt & Nut
<b>Container Material</b>	-ABS (UL94-HB)*Flammability resistance of UL94-V2 can be available upon request.

CSB-manufactured batteries are UL-recognized components under UL924 and UL1989. CSB is also certified by ISO 9001 and ISO 14001.

### Dimensions



### Constant Current Discharge Characteristics Unit:A (25°C, 77°F)

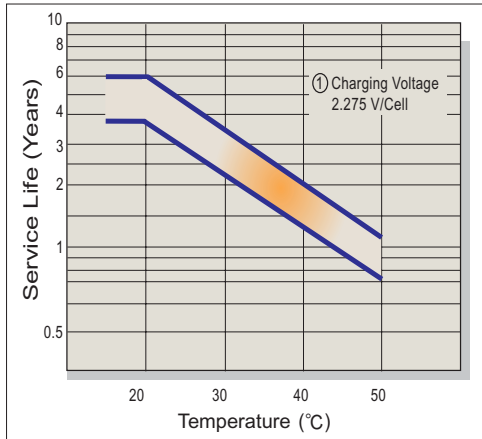
F.V/Time	5MIN	10MIN	15MIN	30MIN	1HR	2HR	3HR	4HR	5HR	8HR	10HR	20HR
1.60V	106	69.0	52.8	32.7	19.6	11.5	8.14	6.37	5.24	3.46	2.82	1.47
1.67V	99.4	66.4	51.4	32.3	19.5	11.4	8.13	6.36	5.23	3.43	2.79	1.43
1.70V	96.7	65.3	50.8	32.2	19.5	11.4	8.13	6.36	5.23	3.42	2.78	1.41
1.75V	90.0	62.3	49.2	31.6	19.4	11.4	8.13	6.35	5.21	3.39	2.74	1.37
1.80V	83.3	59.4	47.5	31.1	19.3	11.3	8.12	6.33	5.19	3.35	2.70	1.33
1.85V	76.7	56.5	45.8	30.5	19.2	11.3	8.12	6.32	5.17	3.32	2.66	1.29

### Constant Power Discharge Characteristics Unit:W (25°C, 77°F)

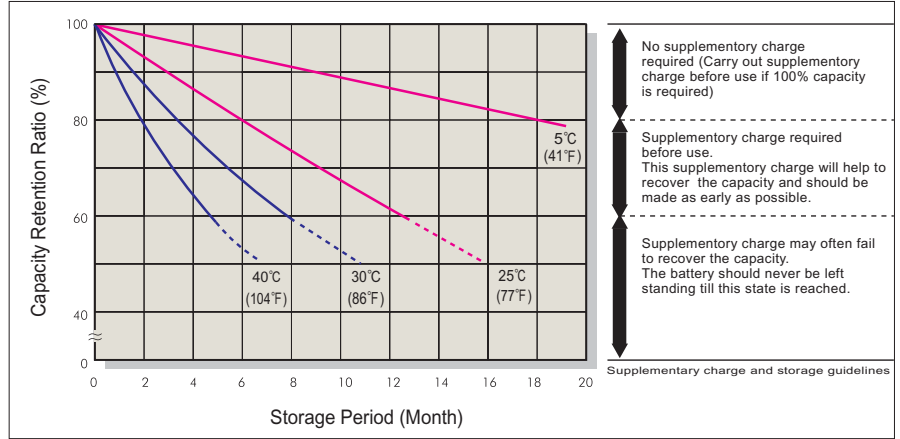
F.V/Time	5MIN	10MIN	15MIN	30MIN	1HR	2HR	3HR	4HR	5HR	8HR	10HR	20HR
1.60V	1270	828	634	392	235	138	97.7	76.4	62.9	41.5	33.8	17.6
1.67V	1193	797	617	388	234	137	97.6	76.3	62.8	41.2	33.5	17.1
1.70V	1160	783	610	386	234	137	97.5	76.3	62.8	41.0	33.3	16.9
1.75V	1080	748	590	380	233	137	97.5	76.2	62.6	40.6	32.9	16.5
1.80V	1000	713	570	373	232	136	97.4	76.0	62.3	40.2	32.4	16.0
1.85V	920	678	550	367	231	136	97.4	75.9	62.1	39.8	32.0	15.6

● All mentioned values are average values.

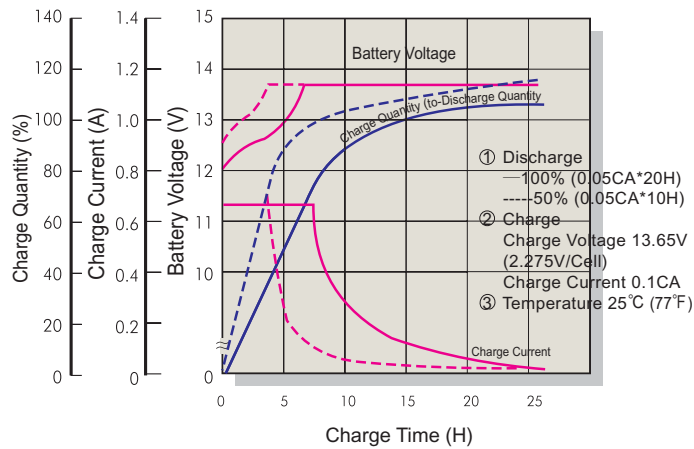
### Trickle (or Float) Service Life



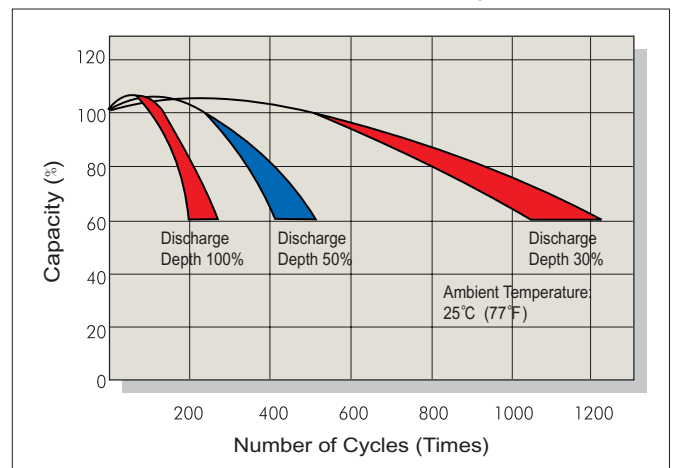
### Capacity Retention Characteristic



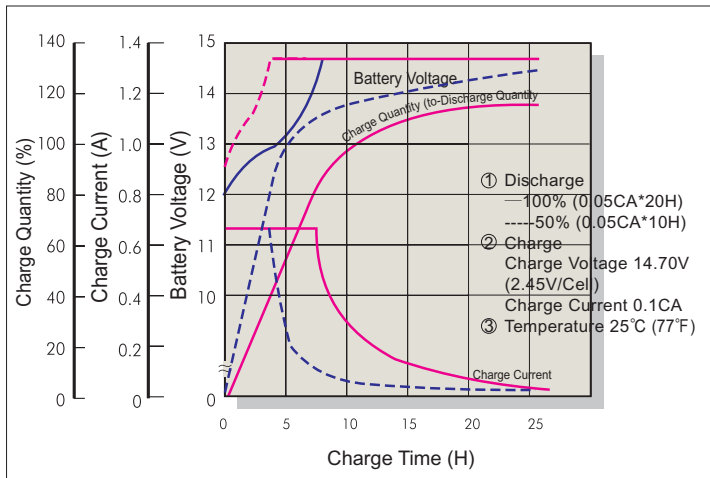
### Battery Voltage and Charge Time for Standby Use



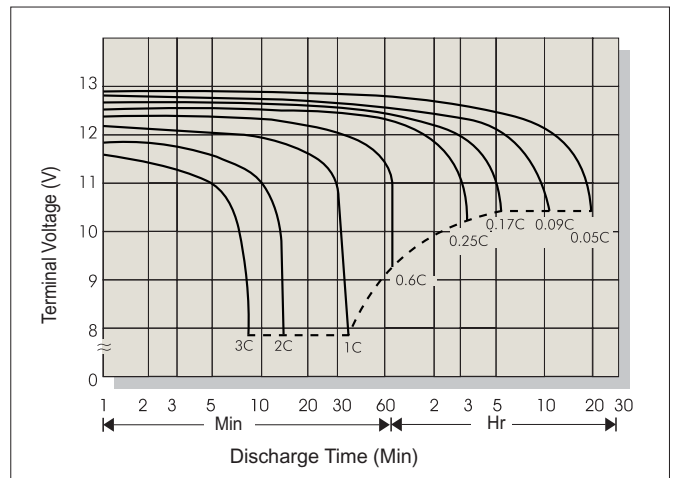
### Cycle Service Life



### Battery Voltage and Charge Time for Cycle Use



### Terminal Voltage (V) and Discharge Time (25°C 77°F)



### Charging Procedures

Application	Charge Voltage (V/Cell)			Max. Charge Current
	Temperature	Set Point	Allowable Range	
Cycle Use	25°C (77°F)	2.45	2.40-2.50	0.3C
Standby	25°C (77°F)	2.275	2.25-2.30	

### Discharge Current VS. Discharge Voltage

Final Discharge Voltage V/Cell	1.75	1.70	1.55	1.30
Discharge Current (A)	0.2C>(A)	0.2C<(A)<0.5C	0.5C<(A)<1.0C	(A)>1.0C