



GP 1245

12V 4.5Ah

GP 1245 is a general purpose battery with 3-5 years in standby service or more than 260 cycles at 100% discharge in cycle service. As with all CSB batteries, all are rechargeable, highly efficient, leak proof and maintenance free.



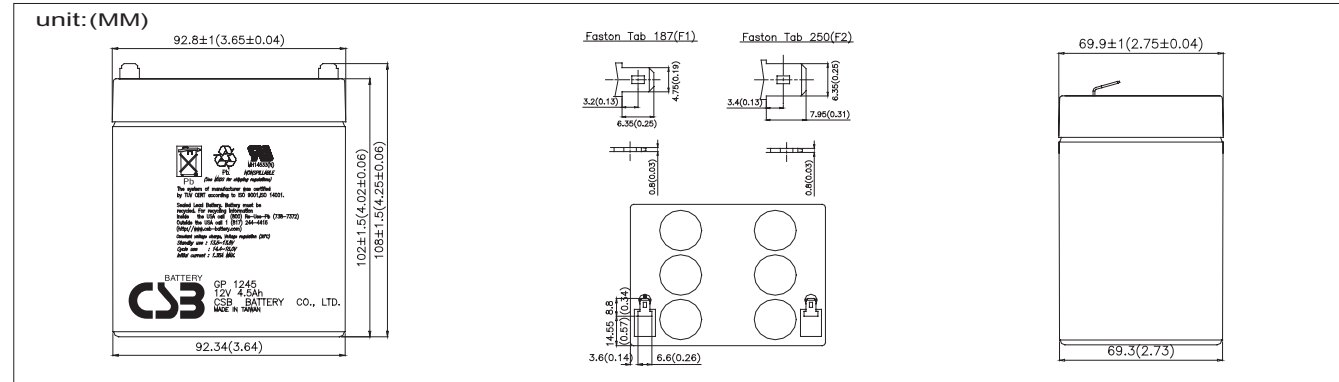
Specification

Cells Per Unit	6
Voltage Per Unit	12
Capacity	4.5Ah @ 20hr-rate to 1.75V per cell @25 °C(77°F)
Weight	Approx. 1.64kg(3.62 lbs)
Maximum Discharge Current	60/90A(5sec)
Internal Resistance	Approx. 45mΩ
Operating Temperature Range	Discharge: -20°C~50°C(-4°F~122°F) Charge: 0°C~40°C(32°F~104°F) Storage: -20°C~40°C(-4°F~104°F)
Nominal Operating Temperature Range	25°C±3°C(77°F±5°F)
Float Charging Voltage	13.5 to 13.8 VDC/unit Average at 25°C(77°F)
Recommended Maximum Charging Current Limit	1.35A
Equalization and Cycle Service	14.4 to 15.0 VDC/unit Average at 25°C(77°F)
Self Discharge	CSB Batteries can be stored for more than 6 months at 25°C(77°F). Please charge batteries before using. For higher temperatures the time interval will be shorter.
Terminal	Faston Tab 187/250
Container Material	-ABS (UL94-HB)*Flammability resistance of UL94-V2 can be available upon request.



CSB-manufactured batteries are UL-recognized components under UL924 and UL1989. CSB is also certified by ISO 9001 and ISO 14001.

Dimensions



Constant Current Discharge Characteristics Unit:A (25°C,77°F)

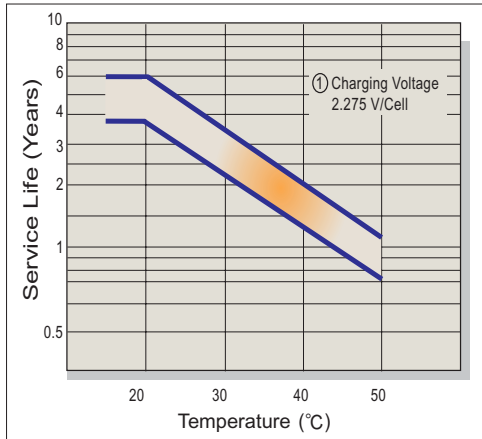
F.V/Time	5MIN	10MIN	15MIN	30MIN	1HR	2HR	3HR	4HR	5HR	8HR	10HR	20HR
1.60V	18.7	12.3	9.08	5.37	3.11	1.80	1.26	0.990	0.810	0.540	0.440	0.230
1.67V	17.8	11.8	8.91	5.32	3.10	1.79	1.25	0.983	0.810	0.533	0.440	0.230
1.70V	17.4	11.6	8.83	5.30	3.09	1.79	1.25	0.980	0.810	0.530	0.440	0.230
1.75V	16.2	11.1	8.63	5.22	3.06	1.78	1.25	0.980	0.805	0.530	0.435	0.230
1.80V	15.0	10.7	8.42	5.13	3.03	1.76	1.24	0.980	0.800	0.530	0.430	0.230
1.85V	13.8	10.2	8.22	5.05	3.00	1.75	1.24	0.980	0.795	0.530	0.425	0.230

Constant Power Discharge Characteristics Unit:W (25°C,77°F)

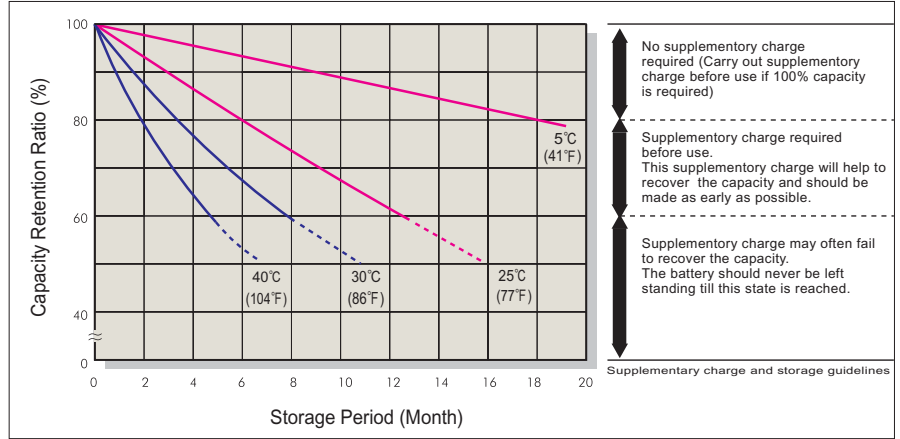
F.V/Time	5MIN	10MIN	15MIN	30MIN	1HR	2HR	3HR	4HR	5HR	8HR	10HR	20HR
1.60V	224	147	109	64.4	37.3	21.6	15.1	11.9	9.72	6.42	5.27	2.80
1.67V	214	141	107	63.8	37.2	21.5	15.0	11.8	9.69	6.40	5.26	2.79
1.70V	209	139	106	63.6	37.1	21.5	15.0	11.8	9.68	6.39	5.25	2.79
1.75V	195	134	104	62.6	36.8	21.3	15.0	11.8	9.65	6.37	5.21	2.75
1.80V	180	128	101	61.5	36.4	21.1	14.9	11.7	9.61	6.34	5.17	2.70
1.85V	166	123	98.5	60.5	36.1	20.9	14.9	11.7	9.58	6.32	5.13	2.66

● All mentioned values are average values.

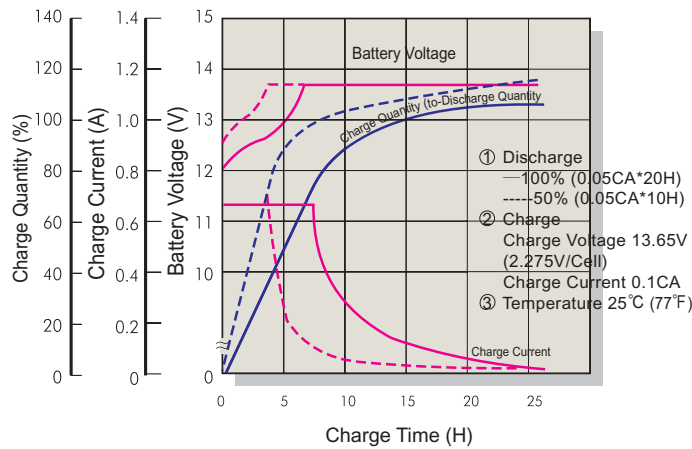
Trickle (or Float) Service Life



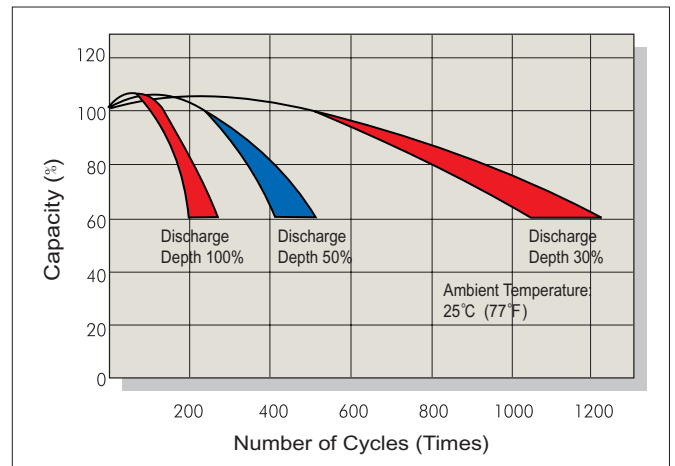
Capacity Retention Characteristic



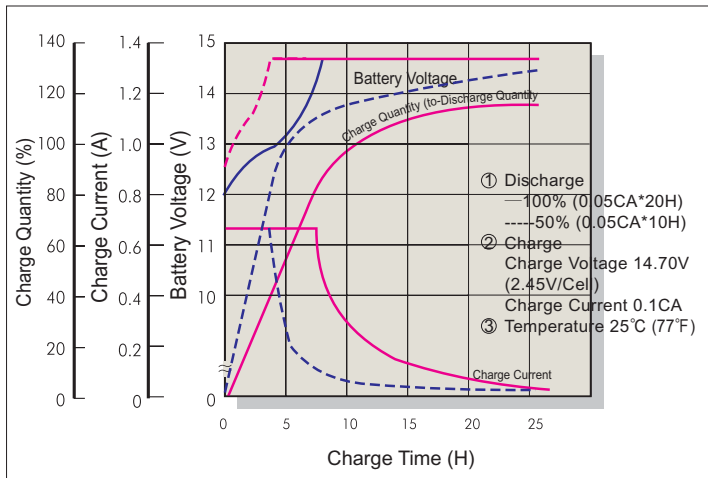
Battery Voltage and Charge Time for Standby Use



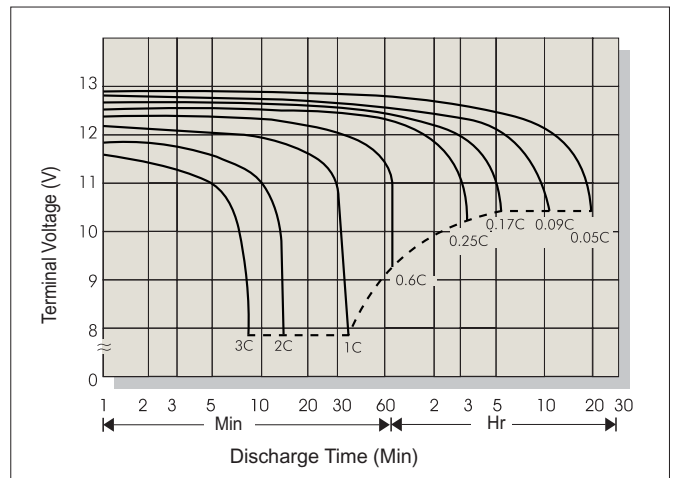
Cycle Service Life



Battery Voltage and Charge Time for Cycle Use



Terminal Voltage (V) and Discharge Time (25°C 77°F)



Charging Procedures

Application	Charge Voltage (V/Cell)			Max. Charge Current
	Temperature	Set Point	Allowable Range	
Cycle Use	25°C (77°F)	2.45	2.40-2.50	0.3C
Standby	25°C (77°F)	2.275	2.25-2.30	

Discharge Current VS. Discharge Voltage

Final Discharge Voltage V/Cell	1.75	1.70	1.55	1.30
Discharge Current (A)	0.2C > (A)	0.2C < (A) < 0.5C	0.5C < (A) < 1.0C	(A) > 1.0C